

The logo graphic for Sky Edition, consisting of a series of white, curved lines that sweep upwards and to the right, resembling a stylized wing or a fan.

SKY
EDITION



SOBHA SEAHAVEN

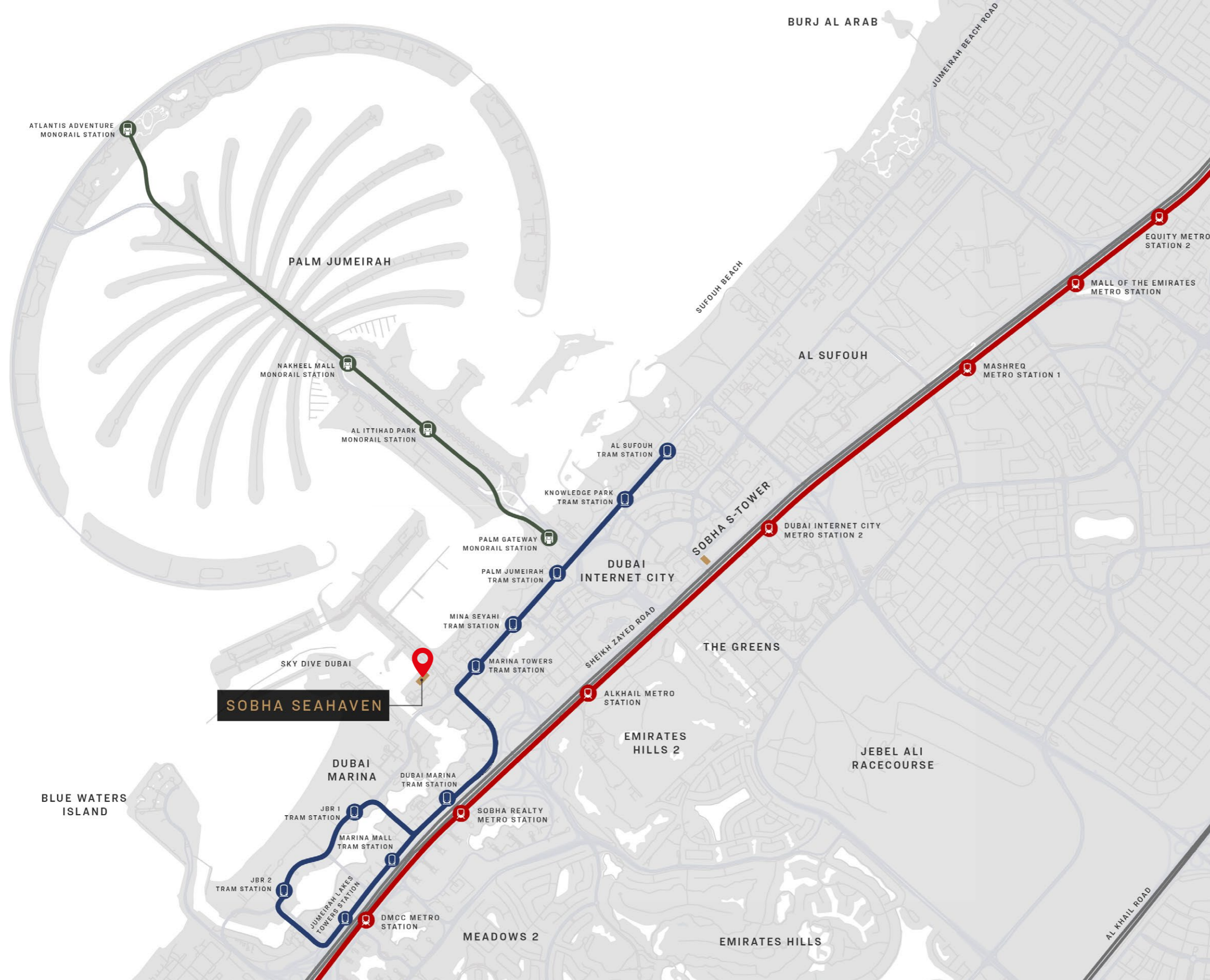
Sky Edition's amenities
are as private as it gets.







With indoor and outdoor settings
exclusively for a few residents,


it's just you
in the company of a *select few*.




- 


RETAIL MALL




INTERNATIONAL CRUISE TERMINAL
- 

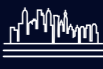
FINE RESTAURANTS




THE AIN DUBAI
- 

PUBLIC BEACHES



LEISURE AND ENTERTAINMENT
- 

MARINA AND HARBOUR



CLOSE TO TWO INTERNATIONAL AIRPORTS

STONE'S THROW AWAY FROM THE LANDMARKS OF DUBAI

Location Map



Site Plan



Kids Pool

Infinity Edge Leisure Sky Pool

Café with Dining area

Valet and Concierge services

Pool deck with Day bed

Health club with Sauna & steam

Indoor and Outdoor gym

Indoor cinema

Executive Serviced lounge

Outdoor Yoga and Relaxation Area



Flooring

High quality marble flooring in major living spaces

Walls Finishes

High quality acrylic emulsion paint on Unit walls with flushed skirting, Marble on Toilet walls

Countertop stone

Quartz / Reconstituted Stone / Marble

External Façade:

High-performance double-glazed system, GRC or equivalent, & Glass railing

Fixture & Fittings

Millwork to be finished with Faux Leather / Veneer/ High Pressure Laminate

White Goods

Fully fitted Kitchen with Refrigerator, Oven, Gas Hob & Hood, Washer- Dryer, Dryer & Dish washer from a reputed brands like Miele or equivalent.

MEP

Intelligent HVAC system providing individual room cooling comfort with humidity control, Enhanced Indoor Air & Water Quality systems and Safety features for the apartment.

Sanitary ware

Smart WC, Sanitary fixtures & fittings from reputed brands like Kohler or Equivalent.

Home Automation

Seamless and Smart Home Automation Ecosystem with Lighting, Blinds/ Curtain, and Temperature Control.

Floor Height

Floor to Ceiling 4.0 Meters (13.1 ft)

Inventory Details

3 BEDROOM TYPE - D	SUITE (ft ²)	BALCONY (ft ²)	TOTAL (ft ²)
Min	3,251.56	413.44	3,665.00
Max	3,744.66	448.75	4,193.41


4 BEDROOM TYPE - A	SUITE (ft ²)	BALCONY (ft ²)	TOTAL (ft ²)
Min	4,316.33	396.76	4,713.09
Max	4,942.14	532.81	5,474.95

4 BEDROOM TYPE - B	SUITE (ft ²)	BALCONY (ft ²)	TOTAL (ft ²)
Min	4,485.43	363.82	4,849.25
Max	4,958.18	454.45	5,412.63

FLEXIBLE PAYMENT PLAN

<p>80%</p> <p>DURING CONSTRUCTION</p>	<p>20%</p> <p>ON COMPLETION</p>
--	--

Sky Edition Starting price – 21 MN





Exclusively for the Exclusive

SOBHA
REALTY